



## Unit 6: Division; Map Reference Frames; Measures of Angles

The first four lessons of Unit 6 focus on understanding the division operation, developing a method for dividing whole numbers, and solving division number stories.

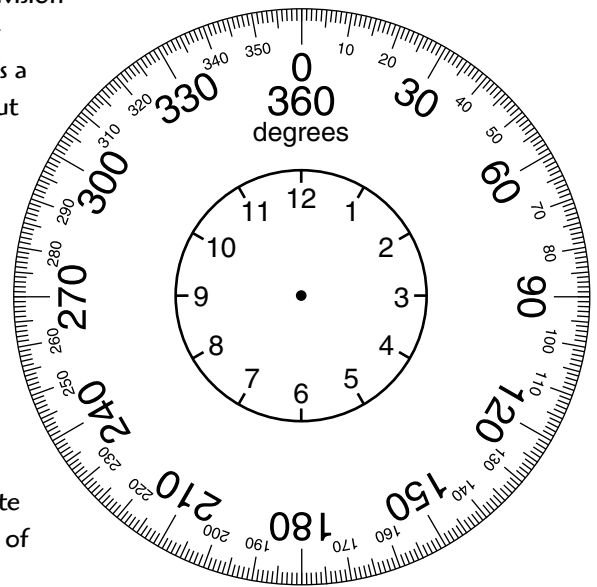
Although most adults will reach for a calculator to do a long-division problem, it is useful to know a paper-and-pencil procedure for computations such as  $567 \div 6$  and  $15 \overline{)235}$ . Fortunately, there is a method that is similar to the one most of us learned in school but is much easier to understand and use. The method is presented in this unit.

Students have had considerable practice with extended division facts, such as  $420 \div 7 = 60$ , and questions such as "About how many 12s are in 150?" Using the "low stress" method called the partial-quotients method, your child will apply these skills to build up partial quotients until the exact quotient and remainder are determined.

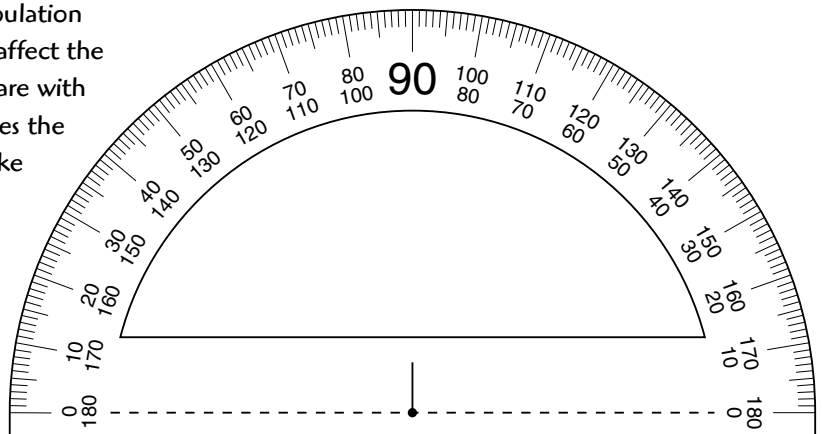
The second focus in this unit is on numbers in map coordinate systems. For maps of relatively small areas, rectangular coordinate grids are used. For world maps and the world globe, the system of latitude and longitude is used to locate places.

Since this global system is based on angle measures, the class will practice measuring and drawing angles with circular ( $360^\circ$ ) and half-circle ( $180^\circ$ ) protractors. If you have a protractor, ask your child to show you how to use this tool.

The class is well into the World Tour. Students have visited Africa and are now traveling in Europe. They are beginning to see how numerical information about a country helps them get a better understanding of the country—its size, climate, location, and population distribution—and how these characteristics affect the way people live. Your child may want to share with you information about some of the countries the class has visited. Encourage your child to take materials about Europe to school, such as magazine articles, travel brochures, and articles in the travel section of your newspaper.



Circular ( $360^\circ$ ) protractor



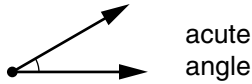
Half-circle ( $180^\circ$ ) protractor

**Please keep this Family Letter for reference as your child works through Unit 6.**

## Vocabulary

Important terms in Unit 6:

**acute angle** An angle with a measure greater than  $0^\circ$  and less than  $90^\circ$ .



**coordinate grid** A device for locating points in a plane using *ordered number pairs*, or *coordinates*.

**equal-groups notation** A way to denote a number of equal-sized groups. The size of the groups is written inside square brackets and the number of groups is written in front of the brackets. For example,  $3[6s]$  means 3 groups with 6 in each group.

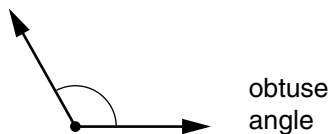
**index of locations** A list of places together with a system for locating them on a map. For example, "Billings D3," indicates that Billings can be found within the rectangle where column 3 and row D meet on the map.

**meridian bar** A device on a globe that shows degrees of latitude north and south of the equator.

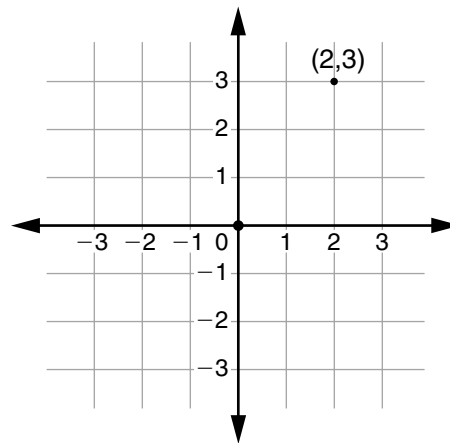
**multiplication/division diagram** A diagram used for problems in which there are several equal groups. The diagram has three parts: a number of groups, a number in each group, and a total number.

rows	chairs per row	chairs
6	4	24

**obtuse angle** An angle with a measure greater than  $90^\circ$  and less than  $180^\circ$ .



**ordered number pair** Two numbers that are used to locate a point on a *coordinate grid*. The first number gives the position along the horizontal axis, and the second number gives the position along the vertical axis. The numbers in an ordered pair are called *coordinates*. Ordered pairs are usually written within parentheses:  $(2,3)$ .



**protractor** A tool for measuring or drawing angles. A half-circle protractor can be used to measure and draw angles up to  $180^\circ$ ; a full-circle protractor can be used to measure and draw angles up to  $360^\circ$ .

**quotient** The result of dividing one number by another number. For example, in  $35 \div 5 = 7$ , the quotient is 7.

**reflex angle** An angle with a measure greater than  $180^\circ$  and less than  $360^\circ$ .

**straight angle** An angle with a measure of  $180^\circ$ .

**vertex** The point at which the rays of an angle, the sides of a polygon, or the edges of a polyhedron meet.

## Family Letter, *continued*

To work with your child on concepts taught in this unit, try these interesting and rewarding activities:

- 1 Help your child practice division by solving problems for everyday situations.
- 2 Name places on the world globe and ask your child to give the latitude and longitude for each.
- 3 Encourage your child to identify and classify acute, right, obtuse, straight, and reflex angles in buildings, bridges, and other structures.
- 4 Work together with your child to construct a map, coordinate system, and index of locations for your neighborhood.

### ***Building Skills through Games***

In Unit 6, your child will practice using division and reference frames by playing the following games. For detailed instructions, see the *Student Reference Book*.

**Division Dash** See *Student Reference Book*, page 195.

This is a game for one or two players. Each player will need a calculator. The game helps students practice division and mental calculation.

**Grid Search** See *Student Reference Book*, pages 199 and 200.

This is a game for two players, and each player will require two playing grids. The game helps students practice using a letter-number coordinate system and developing a search strategy.

#### **Robot**

One player is the Controller, and the other is the Robot. The Controller picks a destination, giving the Robot directions for the amount of each turn and number of steps until the Robot reaches the destination. The amount of each turn may be given as a fraction of a full turn or as a degree measure.

*Example:* "Make a half turn and go forward 5 steps. Now turn clockwise 90 degrees and go back 3 steps."

## As You Help Your Child with Homework

As your child brings assignments home, you may want to go over the instructions together, clarifying them as necessary. The answers listed below will guide you through some of this unit's Study Links.

### Study Link 6.1

- 38 6-packs
- 38 tables
- 37 R6
- 47 R1
- 23 teams
- 72 bags

### Study Link 6.2

- 53 R3
- 184 R3
- 46 R10
- Answer: 11 shelves

Number model:  $165 \div 15 = 11$

### Study Link 6.3

- | pages | cards per page | cards in all |
|-------|----------------|--------------|
| ?     | 6              | 744          |

Answer: 124 pages

Number model:  $744 \div 6 = 124$

- | porcupines | quills per porcupine | quills in all |
|------------|----------------------|---------------|
| 4          | 30,000               | ?             |

Answer: About 120,000 quills

Number model:  $4 * 30,000 = 120,000$

- | boxes | calculators per box | calculators in all |
|-------|---------------------|--------------------|
| ?     | 14                  | 364                |

Answer: 26 boxes

Number model:  $364 \div 14 = 26$

### Study Link 6.4

- 21 sets
- 9 shelves
- 14 batches
- 5 strawberries

### Study Link 6.7

- $90^\circ$ ;  $180^\circ$ ;  $270^\circ$ ;  $360^\circ$
- Angle D
  - Angle C
  - Angle B
  - Angle A

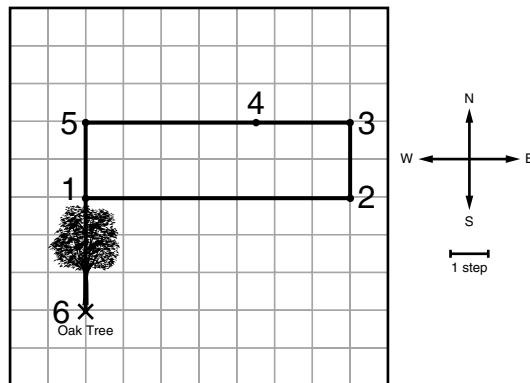
### Study Link 6.8

- $60^\circ$
- $150^\circ$
- $84^\circ$
- $105^\circ$
- $32^\circ$
- $300^\circ$

### Study Link 6.10

- B
- C
- D

### Study Link 6.6



### Study Link 6.9

- 
- Eastern Hemisphere
- water